
























Citation count Dick Houtman (University of Leuven, Belgium)

Select	Field: Publication Years	Record Count	% of 1,264	Bar Chart
<input type="checkbox"/>	2020	166	13.133 %	
<input type="checkbox"/>	2019	158	12.500 %	
<input type="checkbox"/>	2017	127	10.047 %	
<input type="checkbox"/>	2018	125	9.889 %	
<input type="checkbox"/>	2013	112	8.861 %	
<input type="checkbox"/>	2016	94	7.437 %	
<input type="checkbox"/>	2014	90	7.120 %	
<input type="checkbox"/>	2015	89	7.041 %	
<input type="checkbox"/>	2012	71	5.617 %	
<input type="checkbox"/>	2021	59	4.668 %	
<input type="checkbox"/>	2011	52	4.114 %	
<input type="checkbox"/>	2010	40	3.165 %	
<input type="checkbox"/>	2009	35	2.769 %	
<input type="checkbox"/>	2008	13	1.028 %	
<input type="checkbox"/>	2006	10	0.791 %	
<input type="checkbox"/>	2007	10	0.791 %	
<input type="checkbox"/>	2005	5	0.396 %	
<input type="checkbox"/>	1998	2	0.158 %	
<input type="checkbox"/>	2004	2	0.158 %	
<input type="checkbox"/>	1997	1	0.079 %	
<input type="checkbox"/>	2000	1	0.079 %	
<input type="checkbox"/>	2002	1	0.079 %	
<input type="checkbox"/>	2003	1	0.079 %	

Source: Web of Science (as of July 2021)